


















			
--	-----------------------------------------------------------------------------------	------------------------------------------------------------------------------------	-------------------------------------------------------------------------------------

BENTLEY

BENTLEY CONTINENTAL Coupe (3W_)









B4 AMC	4.0 FLEX AWD, 6.0 AWD, 6.0 FLEX AWD 06/03 – 12/13 373 – 463 kW	45-260445 45-260452	    	45-260469 45-260476	    	with electronic suspension control; for pneumatic suspension vehicles
B4 AMC	6.0 FLEX AWD 05/14 – 467 kW	45-260445 45-260452 45-260445 45-260452	   	45-260469 45-260476 45-260469 45-260476	   	with electronic suspension control; for pneumatic suspension vehicles

BENTLEY CONTINENTAL Convertible (3W_)

B4 AMC	4.0 FLEX AWD, 6.0 AWD, 6.0 FLEX AWD, 6.0 Flex AWD, 6.0 All-wheel Drive, 6.0 CS ISR 12/06 – 12/12 373 – 471 kW	45-260445 45-260452	 	45-260469 45-260476	 	with electronic suspension control; for pneumatic suspension vehicles
-----------	------------------------------------------------------------------------------------------------------------------------	------------------------	------------------------------------------------------------------------------------------------------------------------------------------------------------------------	------------------------	----------------------------------------------------------------------------------------------------------------------------------------------------------------------------	-----------------------------------------------------------------------



FIAT

FIAT 500X (334_)

















B4	1.4, 1.6, 2.4, 1.3 D Multijet, 1.6 D Multijet 09/14 – 70 – 134 kW	22-260949 22-260956	   	22-260963 22-260970	   	FA: fixing hole pitches 58 mm RA: fixing hole pitches 58 mm
----	-------------------------------------------------------------------------	------------------------	--------------------------------------------------------------------------------------------------------------------------------------------------------------------------------------------------------------------------------------------------------------------------------------------------------------------------------------------------	------------------------	----------------------------------------------------------------------------------------------------------------------------------------------------------------------------------------------------------------------------------------------------------------------------------------------------------------------------------------------------------	----------------------------------------------------------------

JEEP

JEEP CHEROKEE (KL)

















B4	2.4, 3.2 V6, 2.0 CRD 11/13 – 103 – 200 kW	22-267658 22-267665	   			with standard chassis
----	-------------------------------------------------	------------------------	----------------------------------------------------------------------------------------------------------------------------------------------------------------------------------------------------------------------------------------------------------------------------------------------------------------------------------------------------------	--	--	-----------------------

JEEP RENEGADE Closed Off-Road Vehicle (BU)

B4	1.4, 1.6, 2.4, 1.6 CRD 07/14 – 81 – 137 kW	22-261007 22-261014	   	22-260963 22-260970	   	with standard chassis; Manual Transmission FA: fixing hole pitches 58 mm RA: fixing hole pitches 58 mm
B4	1.4, 1.6, 1.6 CRD 07/14 – 81 – 119 kW	22-260949 22-260956	   	22-260963 22-260970	   	with standard chassis; Fully Automatic FA: fixing hole pitches 58 mm RA: fixing hole pitches 58 mm

MERCEDES-BENZ

MERCEDES-BENZ S-CLASS (W222, V222, X222)

B4 AMC	S 320, S 400, S 400 Hybrid / h, S 500 Hybrid / e, S 500, S 600, S 63 AMG, S 65 AMG, S 350 BlueTEC / d 05/13 – 190 – 463 kW	44-239961 44-239978	   	44-239985 44-239992	   	for pneumatic suspension vehicles; →06/17
B4 AMC	S 400 4-matic, S 500 4-matic, S 350 BlueTEC 4-matic, S 350 BlueTEC / d 4-matic 05/13 – 185 – 335 kW	44-240004 44-240011	   	44-239985 44-239992	   	for pneumatic suspension vehicles; →06/17

MERCEDES-BENZ M-CLASS (W166)

B8	ML 300 4-matic, ML 320 4-matic, ML 350, ML 350 4-matic, ML 400 4-matic, ML 500 4-matic, ML 250 CDI / BlueTEC 4-matic, ML 350 CDI 4-matic, ML 350 BlueTEC 4-matic 06/11 – 150 – 300 kW	24-264167 $\frac{1}{H}$		24-264174 $\frac{1}{H}$		for coil-spring suspension vehicles; with lowered chassis
----	------------------------------------------------------------------------------------------------------------------------------------------------------------------------------------------------------	-------------------------	--	-------------------------	--	-----------------------------------------------------------

MERCEDES-BENZ GLE (W166)

B8	320 4-matic, 350, 350 4-matic, 400 4-matic, 450 AMG 4-matic, 500 4-matic, 500 e 4-matic, AMG 43 4-matic, 250 d, 250 d 4-matic, 350 d 4-matic 04/15 – 04/16 150 – 335 kW	24-264167 $\frac{1}{H}$		24-264174 $\frac{1}{H}$		for coil-spring suspension vehicles; with lowered chassis
----	-------------------------------------------------------------------------------------------------------------------------------------------------------------------------------------	-------------------------	--	-------------------------	--	-----------------------------------------------------------

MERCEDES-BENZ GLE Coupe (C292)

B6 Sport	320 4-matic, 400 4-matic, 450 AMG 4-matic, 500 4-matic, 350 d 4-matic 03/15 – 179 – 335 kW	24-264167 $\frac{1}{H}$		24-264174 $\frac{1}{H}$		with standard chassis; for coil-spring suspension vehicles
-------------	-----------------------------------------------------------------------------------------------------	-------------------------	--	-------------------------	--	------------------------------------------------------------

PORSCHE

PORSCHE MACAN (95B)

B4 DTC	2.0, 3.0 S, 3.0 GTS, 3.6 Turbo, 3.0 S Diesel 02/14 – 155 – 294 kW	23-245891 $\frac{1}{X}$		20-245900 $\frac{1}{O}$		with electronic suspension control; for coil-spring suspension vehicles
B4 AMC	2.0, 3.0 S, 3.0 GTS, 3.6 Turbo, 3.0 S Diesel 02/14 – 155 – 294 kW	45-249907		20-245900 $\frac{1}{O}$		for pneumatic suspension vehicles



**P
S**



PORSCHE

PORSCHE MACAN (95B)

B6 DTC	2.0, 3.0 S, 3.0 GTS, 3.6 Turbo, 3.0 S Diesel 02/14 – 155 – 294 kW	23-246157 $\frac{1}{\times}$	20-246167 $\frac{1}{\circ}$	with electronic suspension control; for coil-spring suspension vehicles
-----------	----------------------------------------------------------------------	------------------------------	-----------------------------	-------------------------------------------------------------------------

SEAT

SEAT ATECA (KH7)

B4	1.0 TSI, 1.4 TSI, 1.6 TDI, 2.0 TDI 04/16 – 81 – 110 kW		19-273174 $\frac{1}{\circ}$	without electronic suspension control; Rigid Axle; for PR number: 0N1
----	-----------------------------------------------------------	--	-----------------------------	-----------------------------------------------------------------------